






## McGraw-Hill medical



a cura di Luisa Banzato

**Biblioteca Pinali** ultimo aggiornamento febbraio 2021

# AccessMedicine: cos'è e come si accede


AccessMedicine è una risorsa di area medica ad ampio spettro curata da un comitato di elevato prestigio accademico che offre supporto sia nella formazione medica che nella professione grazie a una piattaforma che raccoglie strumenti di supporto finalizzati a situazioni sia di studio che di pratica clinica.

La piattaforma comprende un'importante collezione di e-book su: esame clinico, procedure mediche, sicurezza del paziente, oltre a file audio e animazioni che illustrano concetti complessi in termini agevoli per gli studenti, e video relativi a concetti importanti tratti da testi fondamentali nella formazione medica quale Harrison's Principles of Internal Medicine.

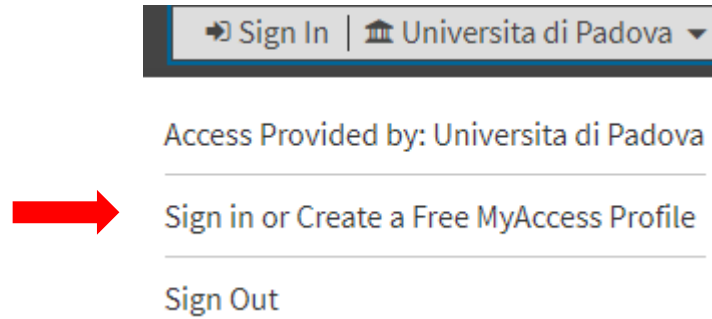
Si accede dal sito della Biblioteca Pinali <http://bibliotecapinali.cab.unipd.it> o da GalileoDiscovery <https://galileodiscovery.unipd.it/> – **banche dati** avendo attivato la **connessione da remoto di Auth-Proxy** utilizzando l'estensione **Proxy-Docile**.



<http://bibliotecadigitale.cab.unipd.it/bd/proxy/proxy-docile>

 Banche dati - Risorse informative

# AccessMedicine: autenticazione



La creazione gratuita dell'account è indispensabile per:

- ✓ Accedere ovunque.
- ✓ Creare delle cartelle personali dove raggruppare ogni tipo di documento, immagine e video della risorsa.
- ✓ Accedere a tool particolari come Flashcards.
- ✓ Sottolineare i capitoli del libro e creare note.

The screenshot shows the 'MyAccess Sign In' page. At the top, it says 'GET ACCESS TO THIS RESOURCE'. The MyAccess logo is on the left, and 'Sign In' is on the right. Below the logo are two input fields: 'Username' and 'Password'. To the right of the input fields are three icons with text: a question mark icon with 'Get access to Review Questions.', a location pin icon with 'Use your Institution's Access sites from anywhere.', and a star icon with 'Save your favorite content across all Access sites.' Below the input fields is a blue 'Sign in' button. Below the button are two links: 'Forgot Username?' and 'Forgot Password?'. At the bottom, there are two links: 'Sign in via OpenAthens' and 'Sign in via Shibboleth'. On the right side, there is a blue button that says 'Create a Free MyAccess Profile' and a link that says 'Access My Subscription'.

# AccessMedicine: ricerca contenuti

E' possibile cercare i contenuti di tutta la piattaforma utilizzando Search AccessMedicine



Books ▾ Quick Reference ▾ Drugs Multimedia ▾ Cases ▾ Study Tools ▾ Patient Ed Hospital Corner

AccessMedicine ▾

Search AccessMedicine



About Search

Guida alle  
funzionalità  
di ricerca



Operatori logici supportati: **AND** e **frase esatta** usando le virgolette.

I risultati possono essere filtrati per formato, per volume o per argomento.

I termini ricercati sono evidenziati.

BOOK CHAPTER  
**Pathogenesis** and Control of Viral Diseases  
Book: Jawetz, Melnick, & Adelberg's Medical Microbiology, 28e

BOOK CHAPTER  
**Pathogenesis** and Diagnosis of Parasitic Infection  
Book: Sherris Medical Microbiology, 7e

## Filter Results

### FORMAT

- Book Chapter 5098
- Images 174
- Tables 85
- Case 64
- Quick Reference Resources 49

### SELECT TEXTBOOKS


# Books


Books ▾

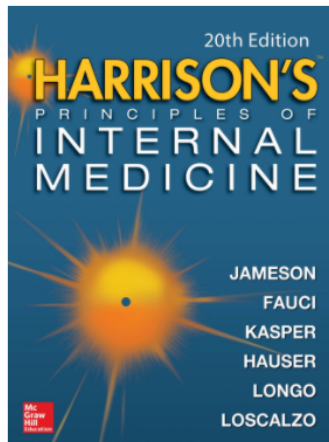
Library

Updates

L'elenco dei libri, costantemente aggiornati, è visibile dal menu Library sulla sinistra. Selezionando Updates si accede all'elenco di tutti i capitoli aggiornati.

I volumi sono suddivisi per disciplina e presentano link veloci ai capitoli, Review Questions, casi clinici e un box di ricerca all'interno di tutto il volume.  Sulla destra ulteriori funzionalità: Updates, Multimedia, Podclass.

L'utente autenticato può selezionare il libro e inserirlo tra i preferiti selezionando la stella 



## Harrison's Principles of Internal Medicine, 20e

J. Larry Jameson, Anthony S. Fauci, Dennis L. Kasper, Stephen L. Hauser, Dan L. Longo, Joseph Loscalzo

[Go to Review Questions](#)

[Go to Cases](#)

Search Textbook



[Show Chapters](#) [Hide Chapters](#)

- + Part 1: The Profession of Medicine
- + Part 2: Cardinal Manifestations and Presentation of Diseases
- + Part 3: Pharmacology



### FEATURES

#### Textbook Updates

01/04/2021

[A Global Immunization Campaign against COVID-19 Has Begun](#)

Neeraj K. Surana, Dennis L. Kasper

12/23/2020

[Rhythm-Control Strategies for Atrial Fibrillation](#)

Amy L. Miller, MD, PhD, Joseph Loscalzo, MD, PhD

12/23/2020

[Empagliflozin for Heart Failure: Cardiovascular and Renal Outcomes](#)

Amy L. Miller, MD, PhD, Joseph Loscalzo, MD, PhD

Copyright

Notice

Editors of Previous Editions

# Books: opzioni disponibili

Selezionando un capitolo del libro si visualizzano tutte le opzioni disponibili:


*Selections* – per accedere all'indice del capitolo

*Download Chapter PDF* – per ottenere il PDF del capitolo

*Share* – è possibile condividere il capitolo via mail o social con il proprio gruppo di studio

*Get Citation* – importare il riferimento bibliografico ad esempio in Mendley o Zotero

Cercare all'interno del capitolo – visualizzare l'intero capitolo o solo le immagini – ascoltare l'audio



## Chapter 1: The Practice of Medicine



The Editors

☰ Sections

📄 Download Chapter PDF

↪ Share

📖 Get Citation

🔍 Search Book



Full Chapter

Figures

### — ENDURING VALUES OF THE MEDICAL PROFESSION



🔊 Listen ▶


# Books: sottolineare, annotare e creare gruppi di studio

Sul lato destro di ogni capitolo si trovano due icone  che permettono il collegamento a  **hypothes.is**

E' possibile sottolineare e creare delle note sui capitoli creando un account.

**Le note possono essere public quindi è fondamentale creare un private group.**

The practice of medicine has changed in significant ways since the first edition of this book appeared in 1950. The advent of molecular genetics, sophisticated new imaging techniques, robotics, and advances in bioinformatics and information technology have contributed to an explosion of scientific information that has changed fundamentally the way physicians define, diagnose, treat, and attempt to prevent disease. This growth of scientific knowledge is ongoing and accelerating.




The widespread use of electronic medical records  tered the way physicians access and exchange information as a routine part of medical practice (Fig. 1-1). As today's physicians strive to integrate copious amounts of scientific knowledge into everyday practice, it is critically important to

## Help

× Close

### Getting started

[About this version →](#)

1. To create an annotation, select text and then select the  *Annotate* button.
2. To create a highlight ([visible only to you](#)), select text and then select the  *Highlight* button.
3. To annotate in a private group, select the group from the groups dropdown. Don't see your group? Ask the group creator to send a [join link](#).
4. To reply to an annotation, select the  *Reply* button.

# Book: immagini

Le immagini presenti in Access Medicine sono dotate di testo esplicativo




FIGURE 1-1

Woodcuts from Johannes de Ketham's *Fasciculus Medicinae*, the first illustrated medical text ever printed, show methods of information access and exchange in medical practice during the early Renaissance. Initially published in 1491 for use by medical students and practitioners, *Fasciculus Medicinae* appeared in six editions over the next 25 years. *Left*: Petrus de Montagnana, a well-known physician and teacher at the University of Padua and author of an anthology of instructive case studies, consults medical texts dating from antiquity up to the early Renaissance. *Right*: A patient with plague is attended by a physician and his attendants. (Courtesy, U.S. National Library of Medicine.)

[View Full Size](#)

| [Favorite Figure](#) ☆

| [Download Slide \(.ppt\)](#)

Possono essere visualizzate sullo schermo Full Size e stampate. Selezionate e inserite tra i preferiti. Utilizzate per presentazioni mantenendo il logo dell'editore e i dati della citazione e del copyright.



# Quick Reference

Risposte veloci a diagnosi differenziali di una serie di scenari clinici comuni

Quick Reference ▾

[2 Minute Medicine®](#)

[DDx](#)

[Diagnostic Tests](#)

[Goodman & Gilman's : FDA Approvals](#)

[Guidelines — Inpatient Medicine](#)

[Guidelines — Primary Care](#)

[QMDT](#)

**2** minute medicine®  
concise curated evidence™

## Daily Literature Reports by the 2 Minute Medicine® Publishing Group

2 Minute Medicine® (abbreviated 2MM) is an expert physician publishing group founded out of Harvard Medical School that provides concise, curated, and authoritative medical reports of breaking medical literature as well as seminal studies in medicine.

## Diagnosaurus®



### All Differential Diagnoses

[By Symptom](#)

[By Disease](#)

[By Organ System](#) ▶

[Instructions](#)

[Copyright](#)

[How to Cite this Resource](#)

# Drugs

Database di informazioni sui farmaci generici e classi di farmaci e i nomi commerciali.

## Drug Monographs

All Drugs
Generics
Trade Names
Drug Classes
Patient Handouts

## All Drugs



0 - 9 A B C D E F G H I J K L M N O P Q R S T U V W X Y Z

A&D Jr. [OTC]

A.E.R. Traveler [OTC]

A.E.R. Witch Hazel [OTC]

A+D Original [OTC]

A-200 Lice Treatment Kit [OTC]

A-200 Maximum Strength [OTC]

## Abacavir

### Basics

Clinical Pharmacology  
Indications & Usage  
Contraindications  
Warnings/Precautions

Pregnancy & Lactation  
Adverse Reactions  
Interactions  
Dosing  
Administration

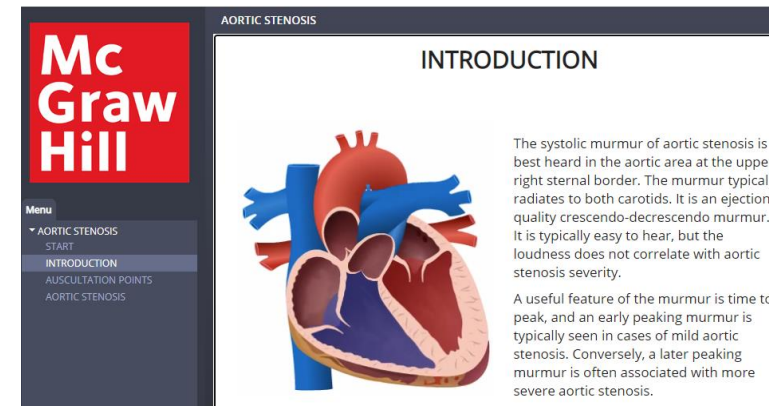
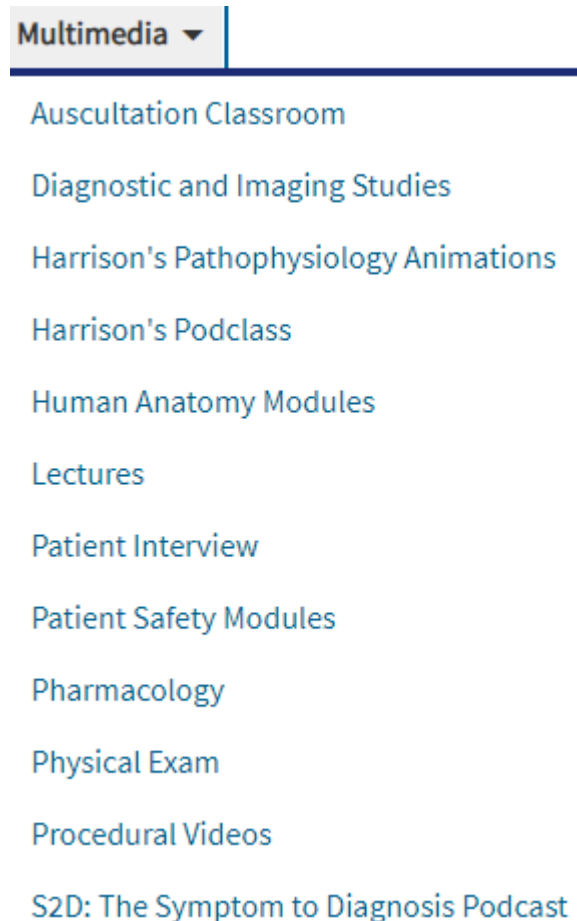
Storage & Compatibility  
Monitoring  
Patient Education  
Additional Information  
Pricing

References

Images	Description
 Formulation Details	Ziagen [QUALITY CARE] 300 mg
<a href="#">View all</a>	

# Multimedia

Questa sezione include video didattici, inclusi esami fisici, procedure di base e avanzate, intervista al paziente, studi diagnostici e di imaging, animazioni.



Author(s): Daniel Shindler, M.D.

Auscultation Classroom fornisce agli utenti la possibilità di sentire un suono cardiaco anormale, guardando contemporaneamente un grafico dell'anomalia intracardiaca che si sta verificando. Gli studenti imparano le corrette tecniche di auscultazione per ogni soffio. I moduli presentano anche le basi riguardanti i risultati clinici associati ai mormorii.

# Multimedia

Tutte le sezioni della piattaforma sono in costante aggiornamento e facilmente individuabili dalla annotazione **New!**



**New!** Video 07-04: Cardiac

## Tamponade

16 secs

Near-complete collapse of the right ventricular and partial collapse of the right atrium are seen in this subxyphoid ultrasound view of the heart, suggesting cardiac tamponade.

## Multimedia

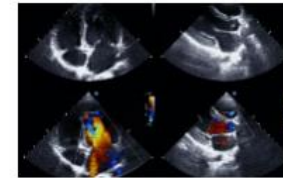
Auscultation Classroom
Diagnostic and Imaging Studies
CT
Echocardiography
Emergency Medicine/Critical Care
Fetal Ultrasonography
Gastroenterology/Hepatology
Nephrology/Urology
Neurology
Ophthalmology
Pediatrics
Point-of-Care Ultrasound
Pulmonology
Rheumatology

Tools ▾

## Diagnostic and Imaging Studies



CT



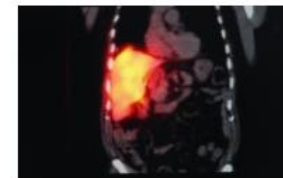
Echocardiography



Emergency Medicine/Critical Care



Fetal Ultrasonography



Gastroenterology/Hepatology



Nephrology/Urology

# Cases

Raccolta di casi clinici mirati.

## Basic Science



Case Files: Anatomy 3e  
Eugene C. Toy, Lawrence M. Ross,  
Han Zhang, Cristo Papasakelariou



Case Files: Biochemistry 3e  
Eugene C. Toy, William E. Seifert,  
Jr., Henry W. Strobel, Konrad P.  
Harms



Case Files: Microbiology 3e  
Eugene C. Toy, Cynthia R. Skinner  
Debord, Audrey Wanger, Chris  
Mackenzie, Anush S. Pillai, James  
D. Kettering



Case Files: Neuroscience 2e  
Eugene C. Toy, Evan Yale Snyder,  
Josh Neman, Rahul Jandial



Case Files: Pathology 2e  
Eugene C. Toy, Margaret O.  
Uthman, Uthman Ed, Earl J. Brown



Case Files: Pharmacology 3e  
Eugene C. Toy, David S. Loose,  
Shelley A. Tischkau, Anush S. Pillai



Case Files: Physiology 2e  
Eugene C. Toy, Norman Weisbrodt,  
William P. Dubinsky, Roger G.  
O'Neil, Edgar T. Walters, Konrad P.  
Harms

# Cases

Acid-Base Disturbances

Case Files®

Clinical Neuroanatomy Cases

Family Medicine Board Review

Fluid/Electrolyte and Acid-Base Cases

G&G Pharm Cases

Internal Medicine Cases

Medical Microbiology Cases

Pathophysiology Cases

Vanderbilt IM/Peds Curriculum

# Study Tools

Quiz e flashcard in supporto allo studio.

Per accedere a questa sezione bisogna autenticarsi!

➔ Sign In | 🏛️ Università di Padova ▼

- Study Tools ▼
- Clerkship Topics
- Flashcards
- Play Showdown!
- Review Questions

---

## FLASHCARDS

---



AccessMedicine offers online flashcards to supplement your studies.  
A select set of interactive flashcard content offers the following features:

# Patient Education Handouts

Opuscoli informativi per i pazienti

Per accedere a questa sezione bisogna autenticarsi!

## Patient Education Handouts

<b>Adult Advisor</b>
Medicines Advisor
Pediatric Advisor

Sign in to your MyAccess profile to add a logo and/or personal message to your Patient Handout.

**Adult Advisor**

Language:

0-9 A B C D E F G H I J K L M N O P Q R S T U V W X Y Z

[A1C Test for Diabetes](#)



[Abdominal Muscle Strain](#)



[Abdominal Muscle Strain Exercises](#)



[Abdominal Pain](#)



[Ablation Treatment of Heart Rhythm Problems](#)



[Abnormal Cells in the Cervix](#)



# Hospital Corner

Sezione dedicata a chi lavora in ospedale.

## Hospital Corner

<a href="#">Books</a>
<a href="#">Board Review</a>
<a href="#">Cases</a>
<a href="#">Harrison's Podclass</a>
<a href="#">Quick Reference</a>
<a href="#">Procedures</a>

Selected content for practicing providers



### Books

Selected readings for practicing clinicians in all patient care environments.



### Board Review

Prepare for boards with our renowned resources.



### Cases

Test your clinical knowledge by using our proprietary cases as a guide.



### Harrison's Podclass

Illuminating and engaging discussions on key principles of internal medicine, around board-style case vignettes from the acclaimed Harrison's Self Assessment and Board Review.



### Quick Reference

Excellent on the go resources to quickly refresh your knowledge of select disease states.



### Procedures

Hone your procedural skills with these tutorial videos derived from our world renowned resources.



# Area personale



[My Dashboard](#) [My Favorites](#) [Recently Viewed](#) [My Review Questions](#) [My Cases](#) [My Settings](#)

Search McGraw-Hill Medical  [About Search](#)

### Access Your Institution's Sites From Anywhere.

You have [remote access](#) from [Universita di Padova](#) for 90 days.

Access Provided By:  
Universita di Padova

[AccessMedicine](#)  
[AccessMedicine App](#)  
[Subscription Details](#)

### ★ My Favorites

- Bullous Pemphigoid >**  
From [Current Medical Diagnosis and Treatment 2020](#) on AccessMedicine
- High Pressure in the Eye (Ocular Hypertension)**  
From [Patient Education Handouts](#) on McGraw-Hill Medical
- Glaucoma: Surgery to Lower Eye Pressure**  
From [Patient Education Handouts](#) on McGraw-Hill Medical
- TABLE 10-3**  
From [Basic & Clinical Pharmacology, 14e > Adrenoceptor Antagonist Drugs](#) on McGraw-Hill Medical

[View All Favorites](#)

### ✍ My Review Questions

Prepare for exams with thousands of interactive questions and keep track of them here.

[Learn More](#)

### 👤 My Cases

- Cirrhosis**  
Case Files: [Anatomy 3e](#)
- Coronary Artery Disease**  
Case Files: [Anatomy 3e](#)
- Cell Types of the Nervous System**  
Case Files: [Neuroscience 2e](#)

[View All Cases](#)

Puoi creare test di autovalutazione

## Recently Viewed

Hai a disposizione la cronologia delle tue ricerche e selezioni

Salva capitoli, casi, video, immagini e tabelle nei tuoi preferiti.

## My Folders

Puoi raggruppare i contenuti in cartelle

# App

The AccessMedicine® app delivers invaluable point of care solutions for clinical practice which include:

- **Quick Medical Dx & Rx** is a collection evidence-based outlines of conditions and disorders most often encountered in medical practice.
- **Fitzpatrick's Color Atlas of Clinical Dermatology** facilitates dermatologic diagnosis with color images of skin conditions.
- **Differential Diagnosis Tool** allows you to browse 1,000 diagnoses by symptom, disease, or organ system at the point of care.
- **Diagnostic Tests** aids in the selection and interpretation of commonly used tests, including laboratory procedures in the clinical setting.



Download the AccessMedicine mobile app to your smartphone and tablet for access anytime, anywhere.

